

GUEST WIRELESS ACCESS

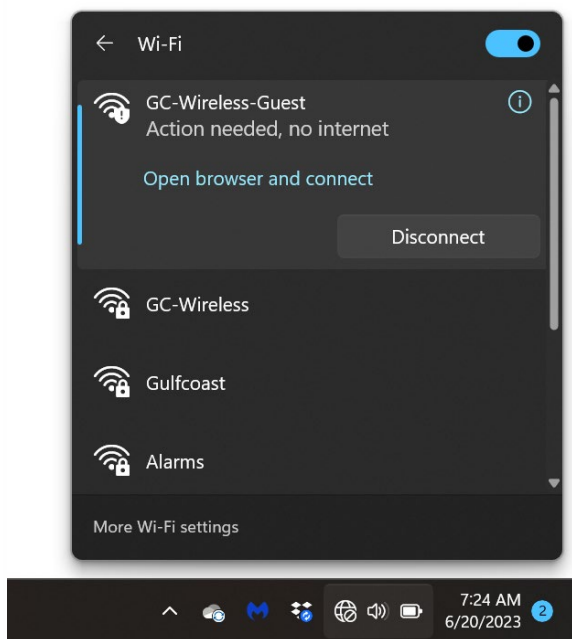
GC-WIRELESS-GUEST:

Gulf Coast State College offers open guest wireless access for anyone to use upon acceptance of the college's Wireless Use Policy. This policy is presented as part of the Captive Web Portal (CAP) page upon connecting to the wireless network and requires acceptance in order to proceed.

- Guest Wireless Access will allow a user to connect but will not pass any Internet traffic until the captive portal has been accepted.
- Guest Wireless access is offered for periods of 24 hours before re-acceptance of the captive portal is required.
- Guest Wireless Access offers limited bandwidth to prevent abuse of services.

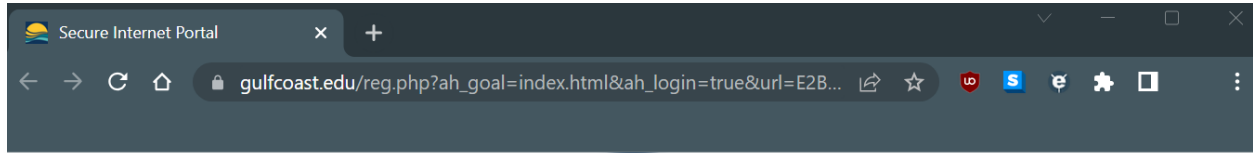
CONNECTING TO THE GUEST WIRELESS FROM WINDOWS WIRELESS GUEST:

Find the '**GC-Wireless-Guest**' SSID and Connect.



Upon connecting a web browser should automatically open and route to the Secure Internet captive web portal page shown below.

Some computers depending on the security settings or installed antivirus software may not automatically open a web browser. In those cases, the user may need to manually open a web browser to proceed.



Secure Internet Portal

Gulf Coast State College Guest Internet

*Students, Check your @my.gulfcoast.edu email account for your Login Credentials from Extreme Networks to use on: **GC-Wireless***

Gulf Coast State College permits patrons to connect their own equipment to the Internet via its wireless guest network. The wireless guest network is an 'open' network and data transmitted on open networks can potentially be intercepted, monitored, recorded by others. Patrons using the college's wireless guest network accept this risk and Gulf Coast State College accepts no responsibility for any damages or loss resulting from use of its network.

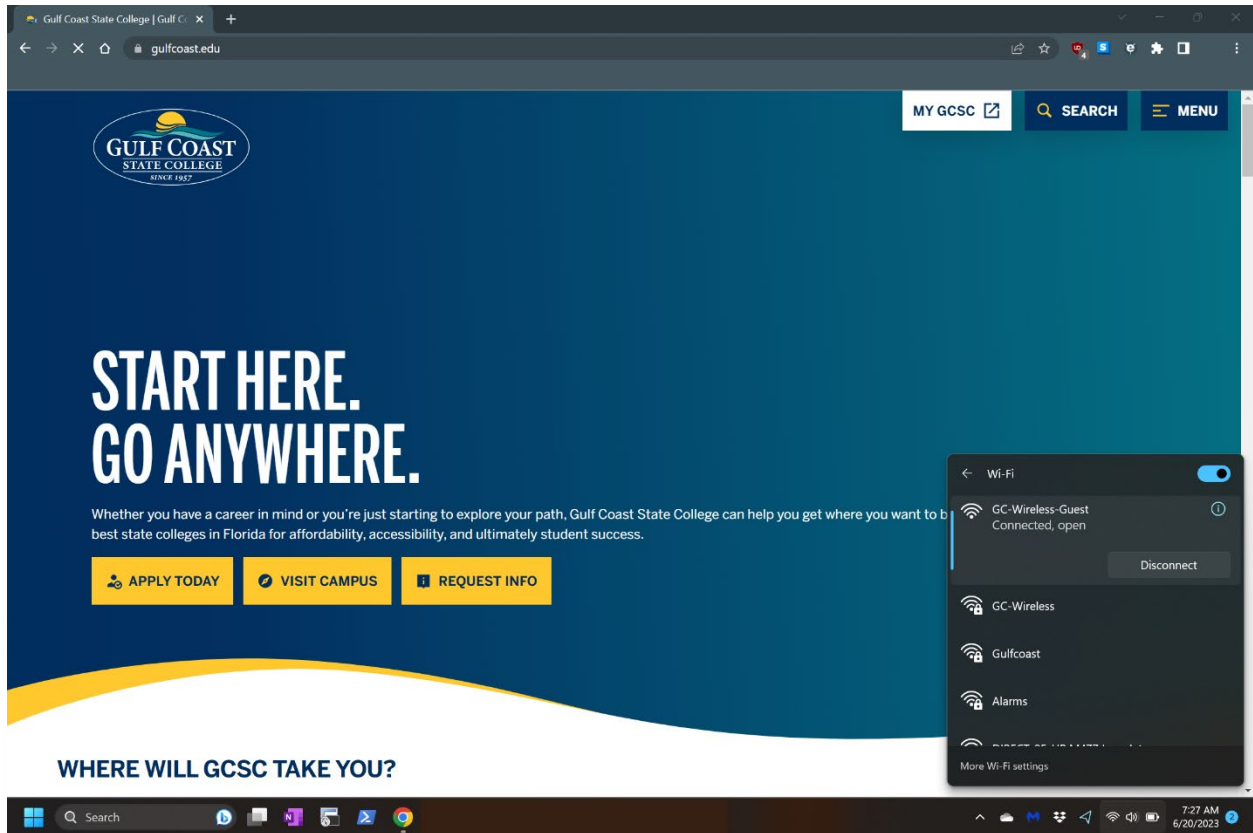
By choosing to use this free wireless service you agree to abide by the colleges Wireless Use Policy. If you disagree with any part of these terms and conditions in this policy, you may not

..

Accept **Cancel**

Gulf Coast State College • 2023

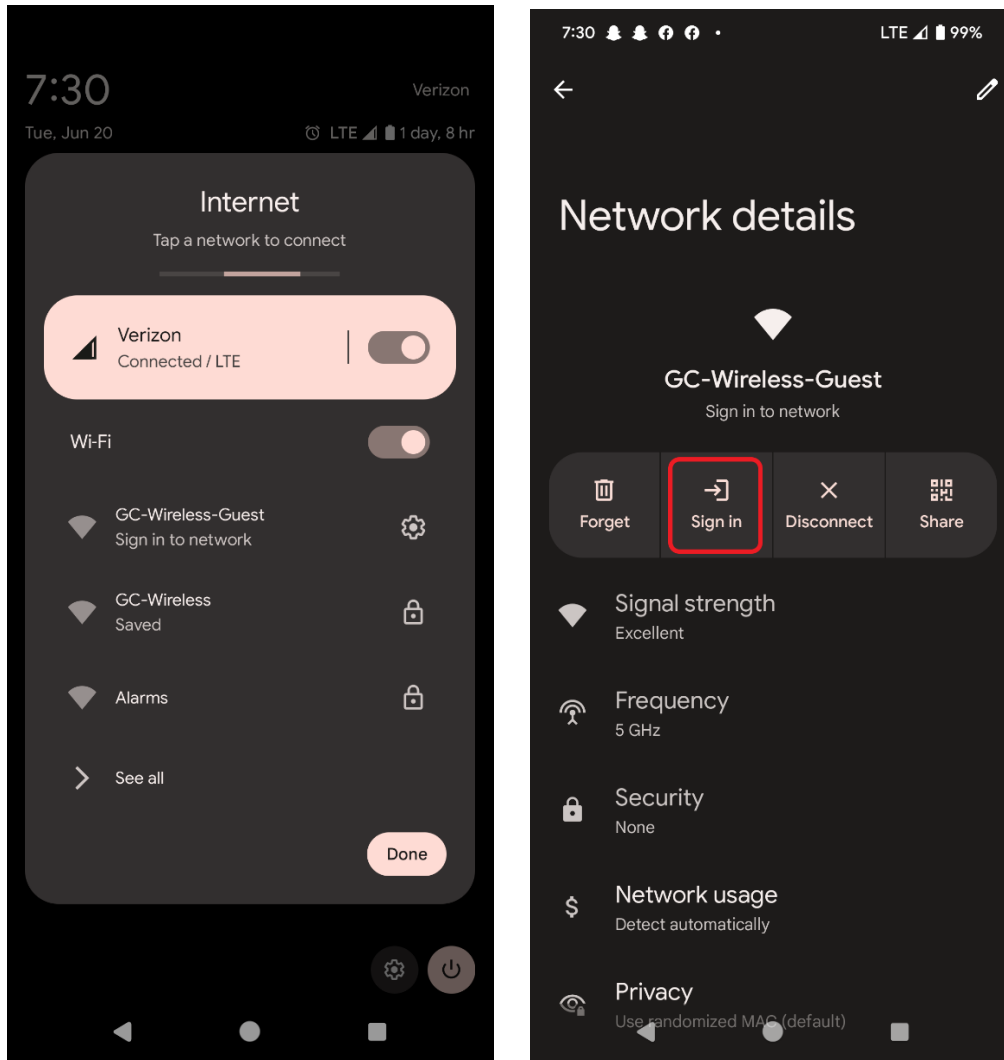
Upon clicking accept you should be auto redirected to the www.gulfcoast.edu webpage where you now have Internet Access



CONNECTING TO THE GUEST WIRELESS FROM MOBILE DEVICES

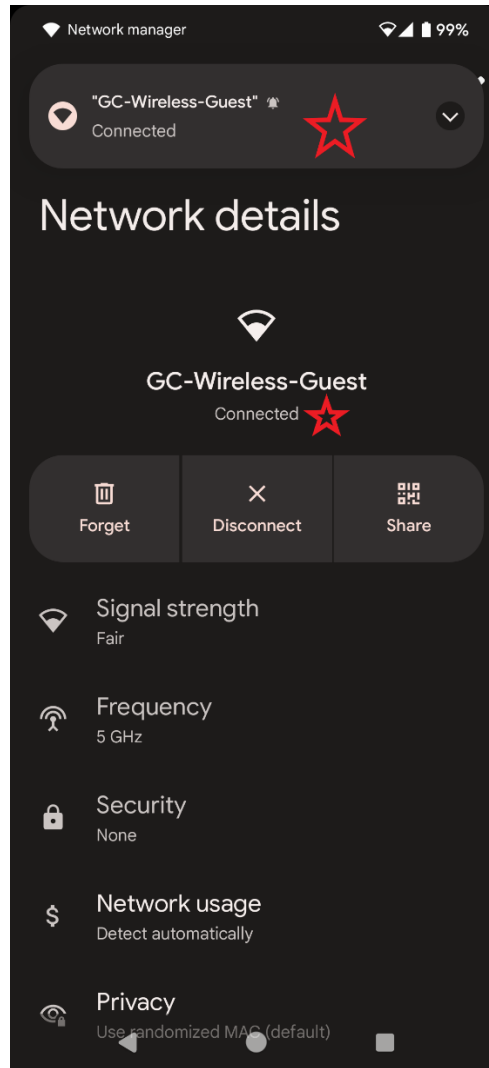
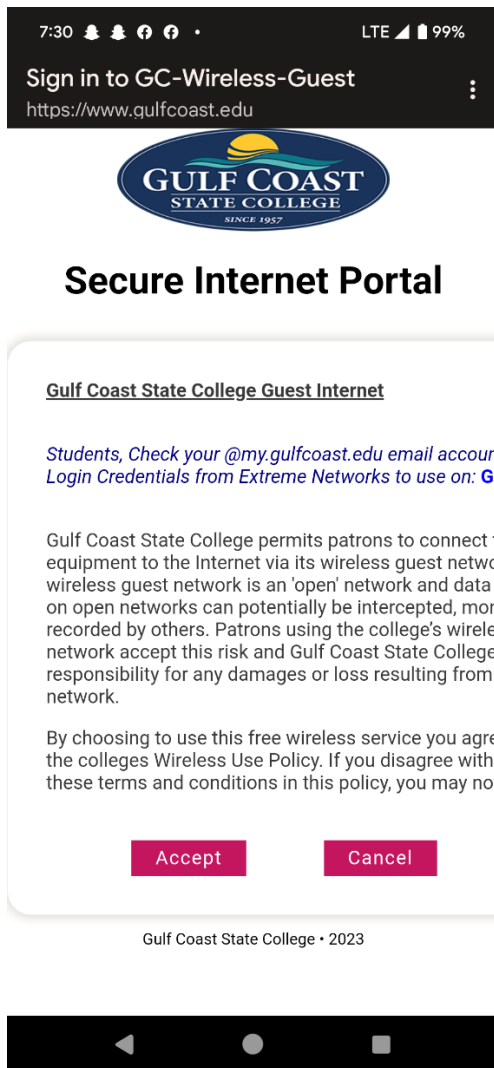
Mobile devices and screens may vary from device to device but the overall connection process is similar

Find the '**GC-Wireless-Guest**' SSID and Connect.



Upon connecting the devices web browser should automatically open and route to the Secure Internet captive web portal page show below

Some devices depending on the settings or security may not automatically open a web browser. In those cases, the user may need to manually open a web browser to proceed or go back into the wireless and click '**Sign In**'.



Upon clicking accept you should be auto redirected to the www.gulfcoast.edu webpage where you now have Internet Access