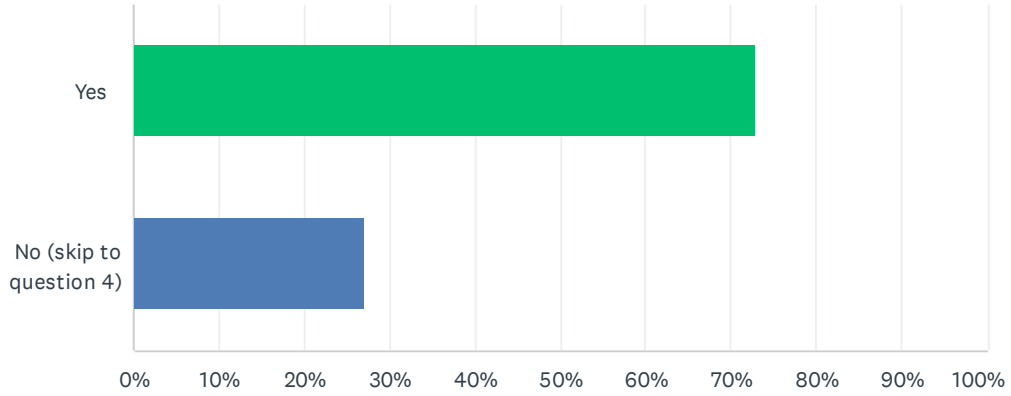


# Q1 Did you know who your faculty advisor was? (This is not a staff member in the Navigator Center)

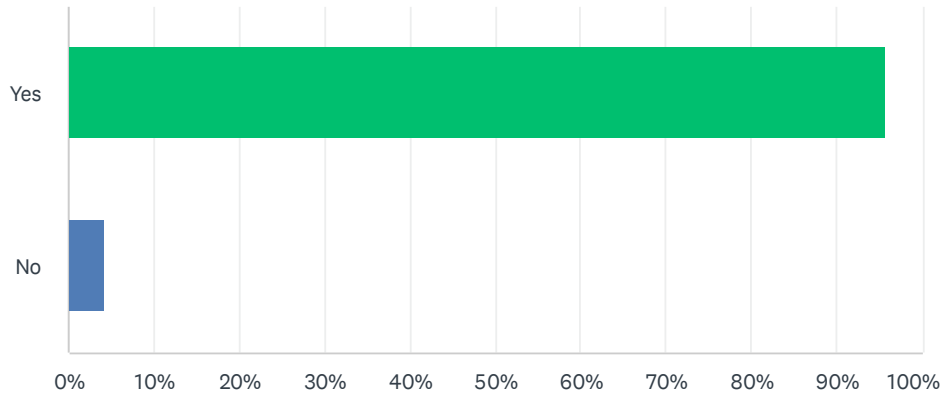
Answered: 63 Skipped: 0



ANSWER CHOICES	RESPONSES	
Yes	73.02%	46
No (skip to question 4)	26.98%	17
<b>TOTAL</b>		<b>63</b>

## Q2 If yes, were you comfortable contacting them?

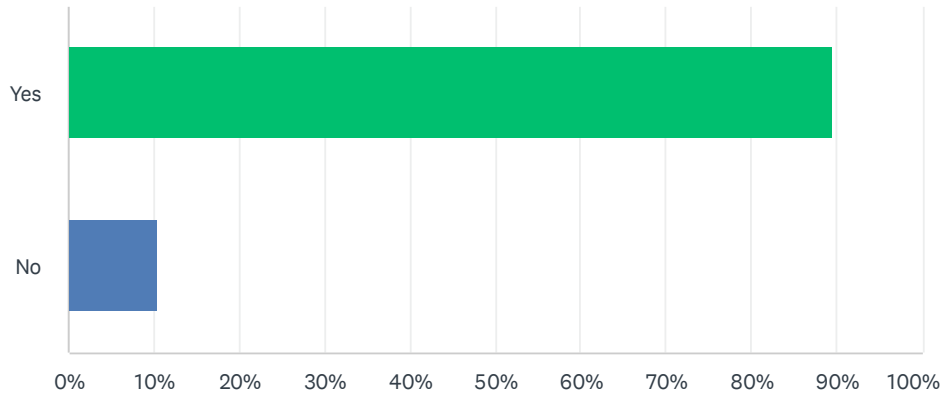
Answered: 47 Skipped: 16



ANSWER CHOICES	RESPONSES	
Yes	95.74%	45
No	4.26%	2
TOTAL		47

### Q3 Did you feel confident choosing and registering for your own classes?

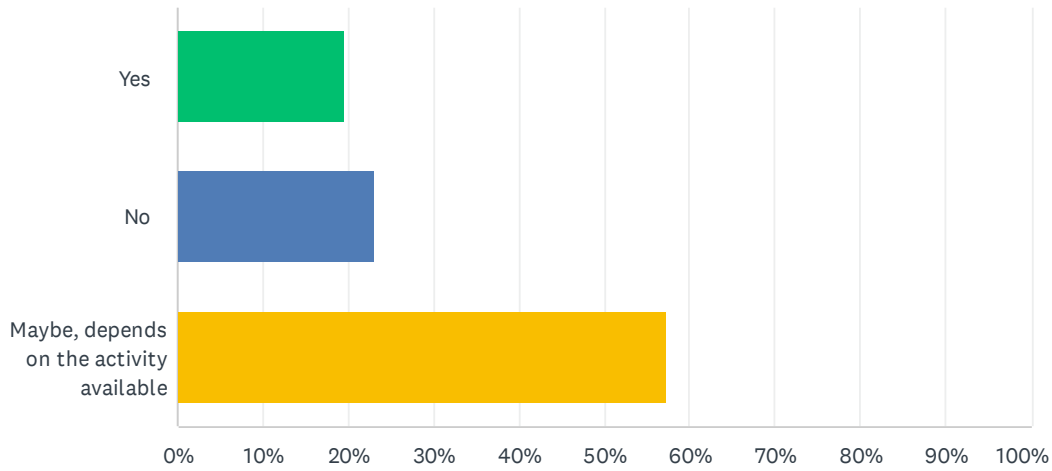
Answered: 48 Skipped: 15



ANSWER CHOICES	RESPONSES	
Yes	89.58%	43
No	10.42%	5
TOTAL		48

### Q4 Would you have utilized an activity hour during the day when no classes were scheduled in order to study and/or participate in college activities?

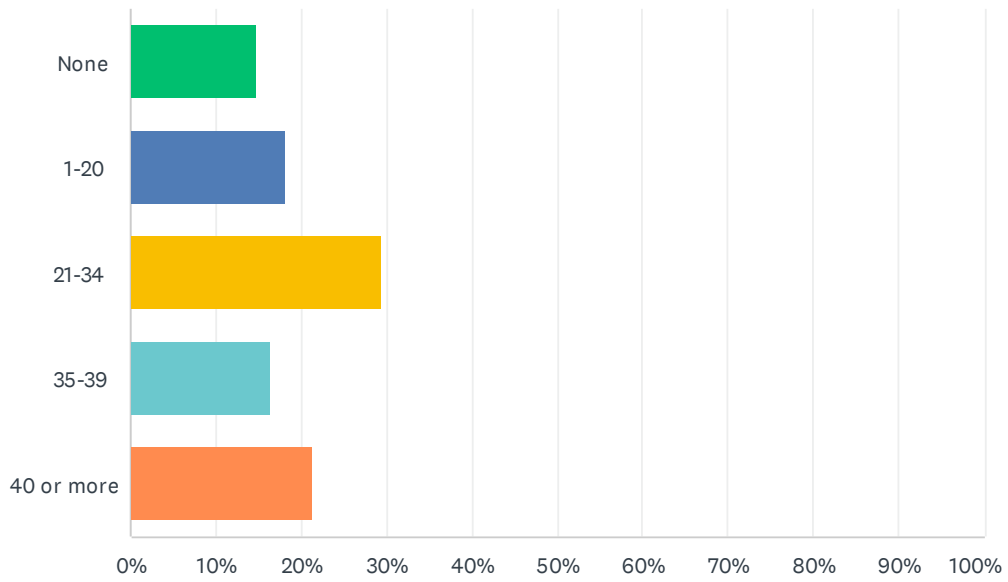
Answered: 61 Skipped: 2



ANSWER CHOICES	RESPONSES	
Yes	19.67%	12
No	22.95%	14
Maybe, depends on the activity available	57.38%	35
<b>TOTAL</b>		<b>61</b>

## Q5 How many hours are you employed each week?

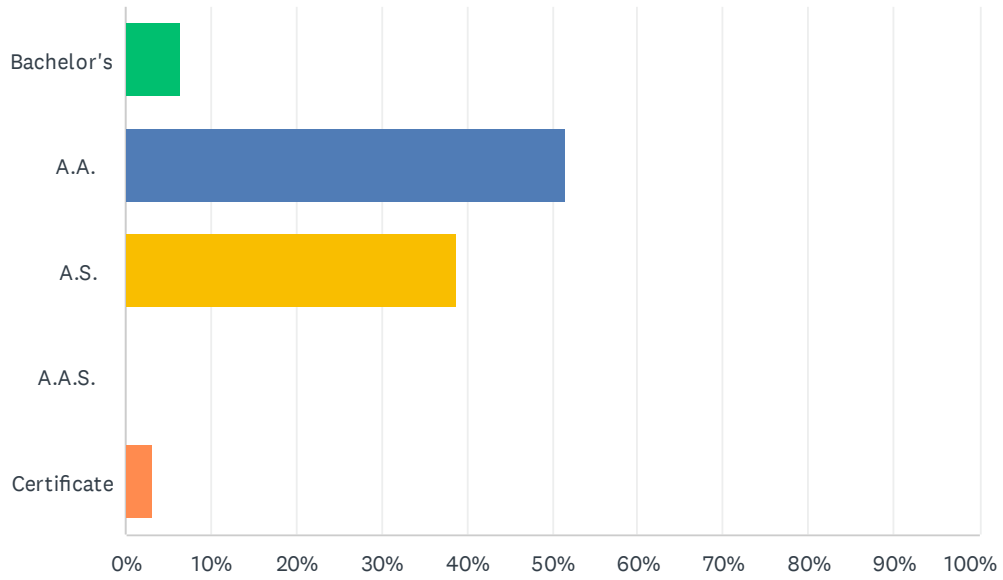
Answered: 61 Skipped: 2



ANSWER CHOICES	RESPONSES	
None	14.75%	9
1-20	18.03%	11
21-34	29.51%	18
35-39	16.39%	10
40 or more	21.31%	13
<b>TOTAL</b>		<b>61</b>

## Q6 What credential are you receiving?

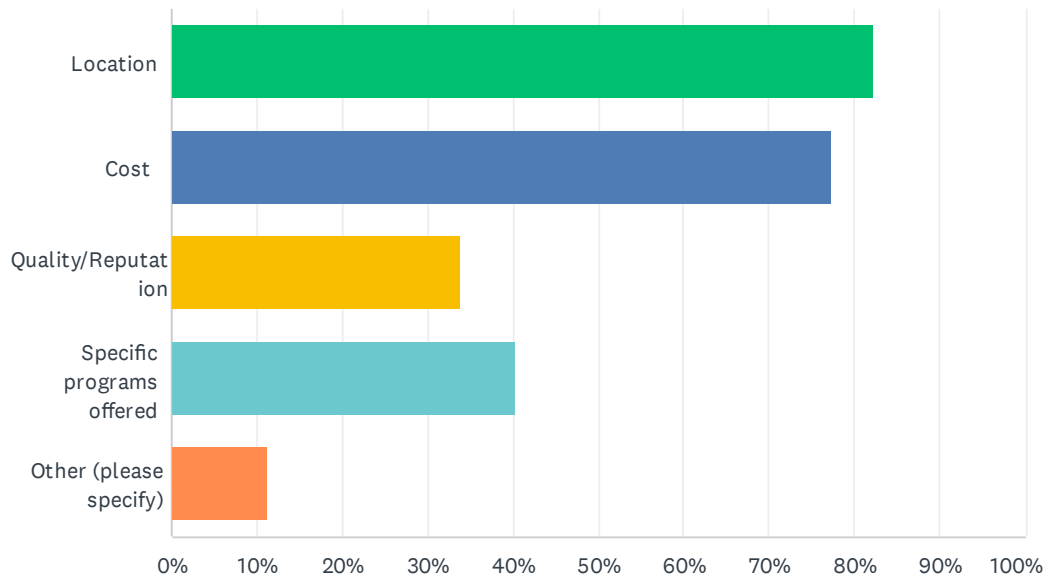
Answered: 62 Skipped: 1



ANSWER CHOICES	RESPONSES	
Bachelor's	6.45%	4
A.A.	51.61%	32
A.S.	38.71%	24
A.A.S.	0.00%	0
Certificate	3.23%	2
<b>TOTAL</b>		<b>62</b>

### Q7 Why did you choose to attend GCSC? (Mark all that apply.)

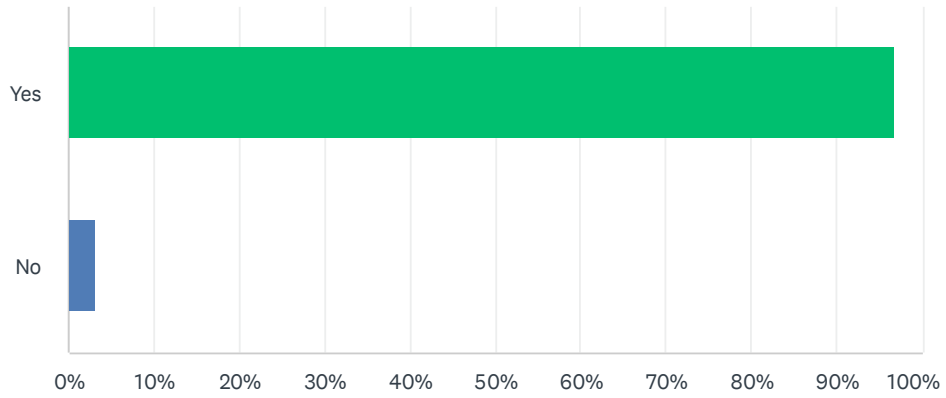
Answered: 62 Skipped: 1



ANSWER CHOICES	RESPONSES	
Location	82.26%	51
Cost	77.42%	48
Quality/Reputation	33.87%	21
Specific programs offered	40.32%	25
Other (please specify)	11.29%	7
Total Respondents: 62		

## Q8 Would you recommend GCSC to others?

Answered: 61 Skipped: 2

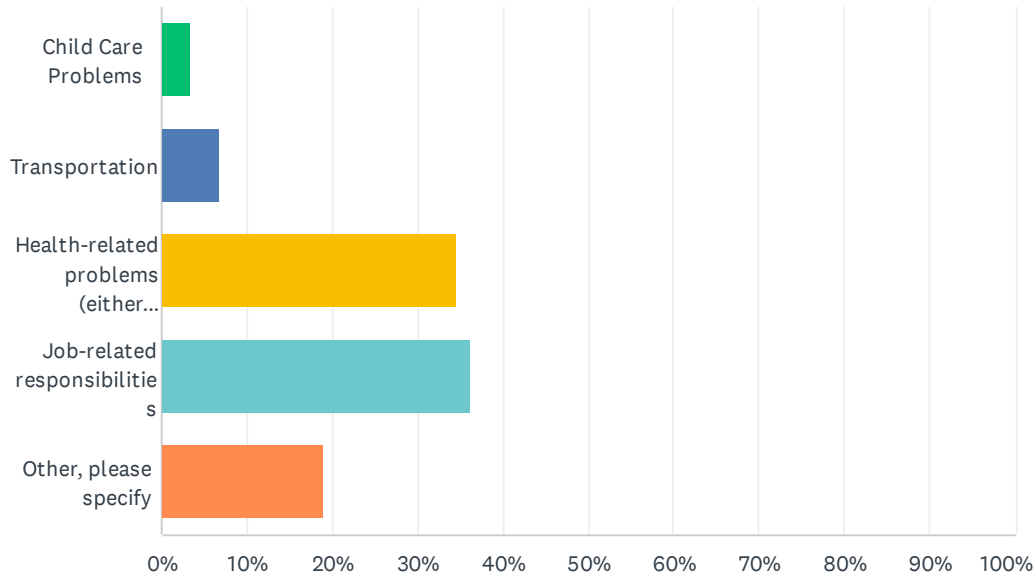


ANSWER CHOICES	RESPONSES	
Yes	96.72%	59
No	3.28%	2
TOTAL		61



## Q9 What has been the biggest non-academic challenge for missing classes?

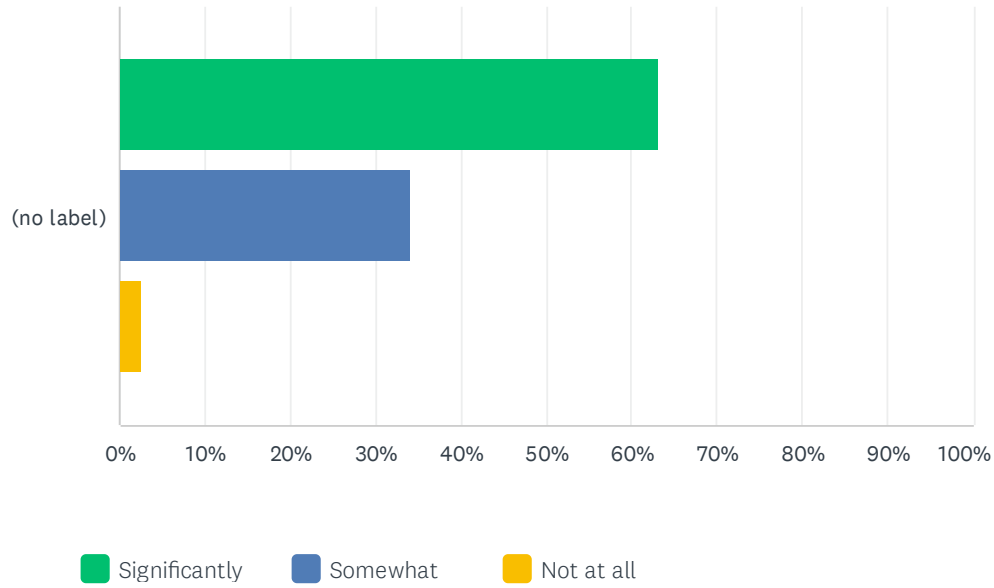
Answered: 58 Skipped: 5



ANSWER CHOICES	RESPONSES
Child Care Problems	3.45% 2
Transportation	6.90% 4
Health-related problems (either yourself or dependents)	34.48% 20
Job-related responsibilities	36.21% 21
Other, please specify	18.97% 11
<b>TOTAL</b>	<b>58</b>

### Q10 If you are graduating with a workforce certificate/degree, how well do you feel GCSC prepared you for employment?

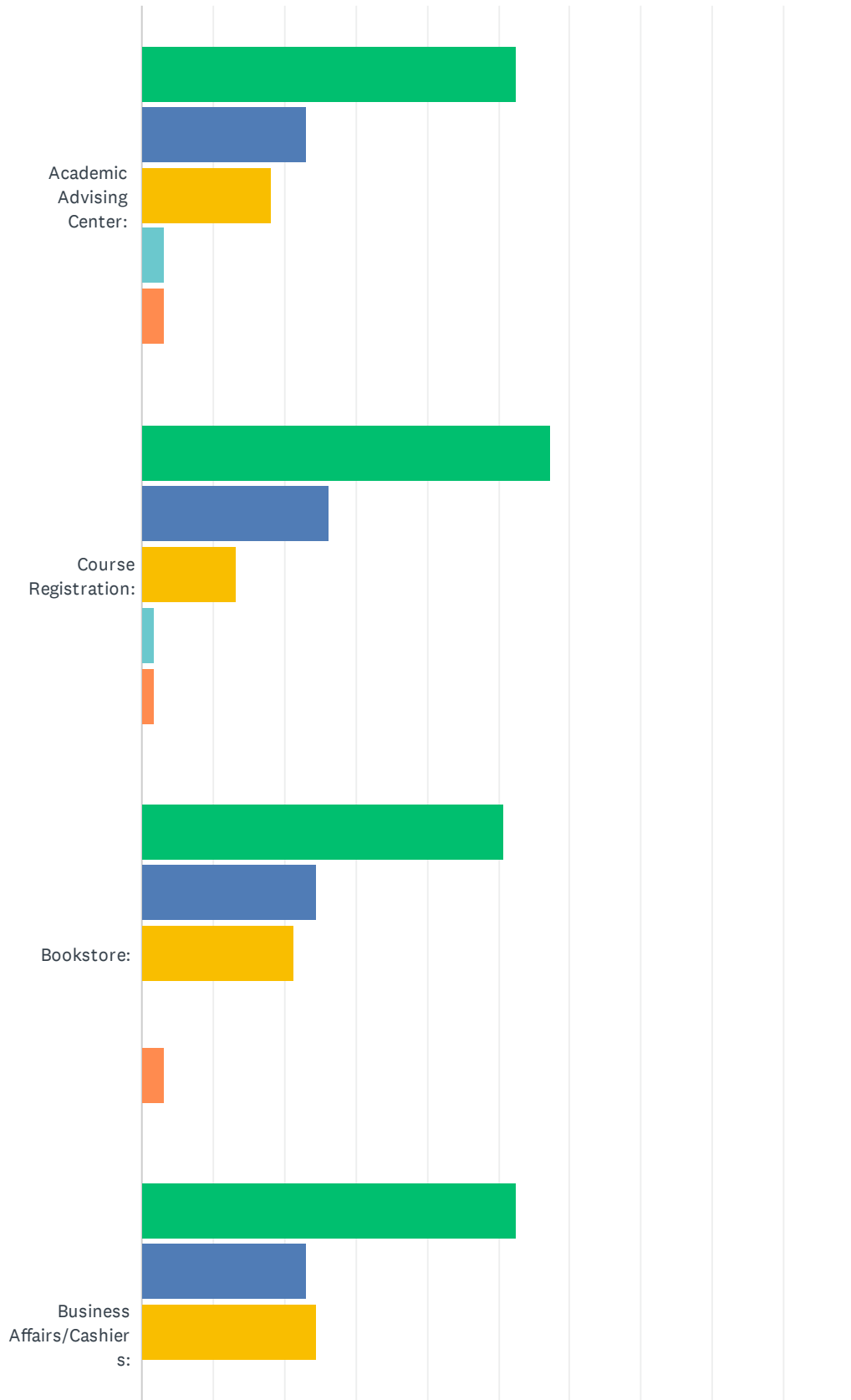
Answered: 38 Skipped: 25



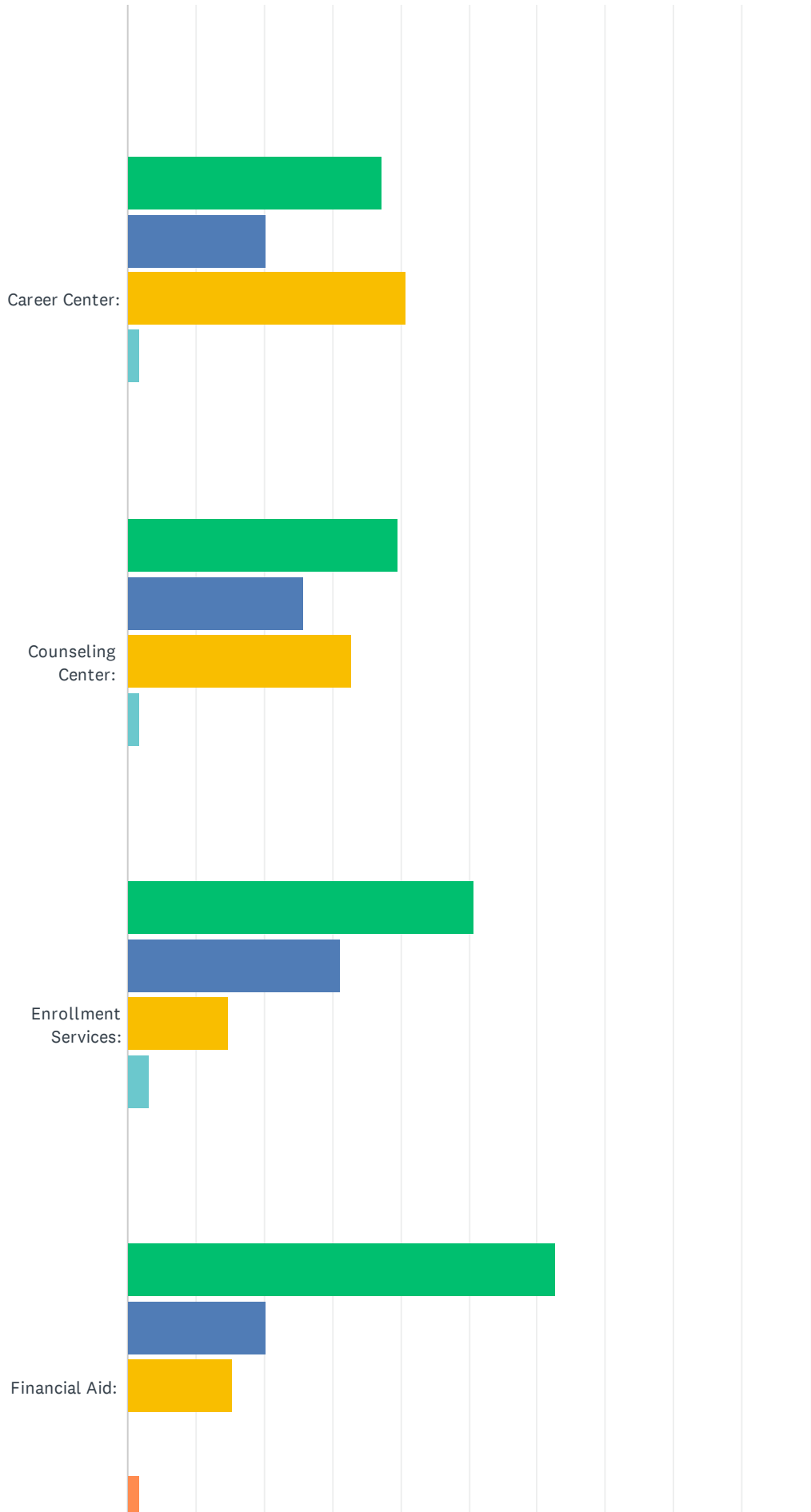
	SIGNIFICANTLY	SOMEWHAT	NOT AT ALL	TOTAL	WEIGHTED AVERAGE
(no label)	63.16% 24	34.21% 13	2.63% 1	38	2.61

### Q11 Please rate your level of satisfaction in the following areas:

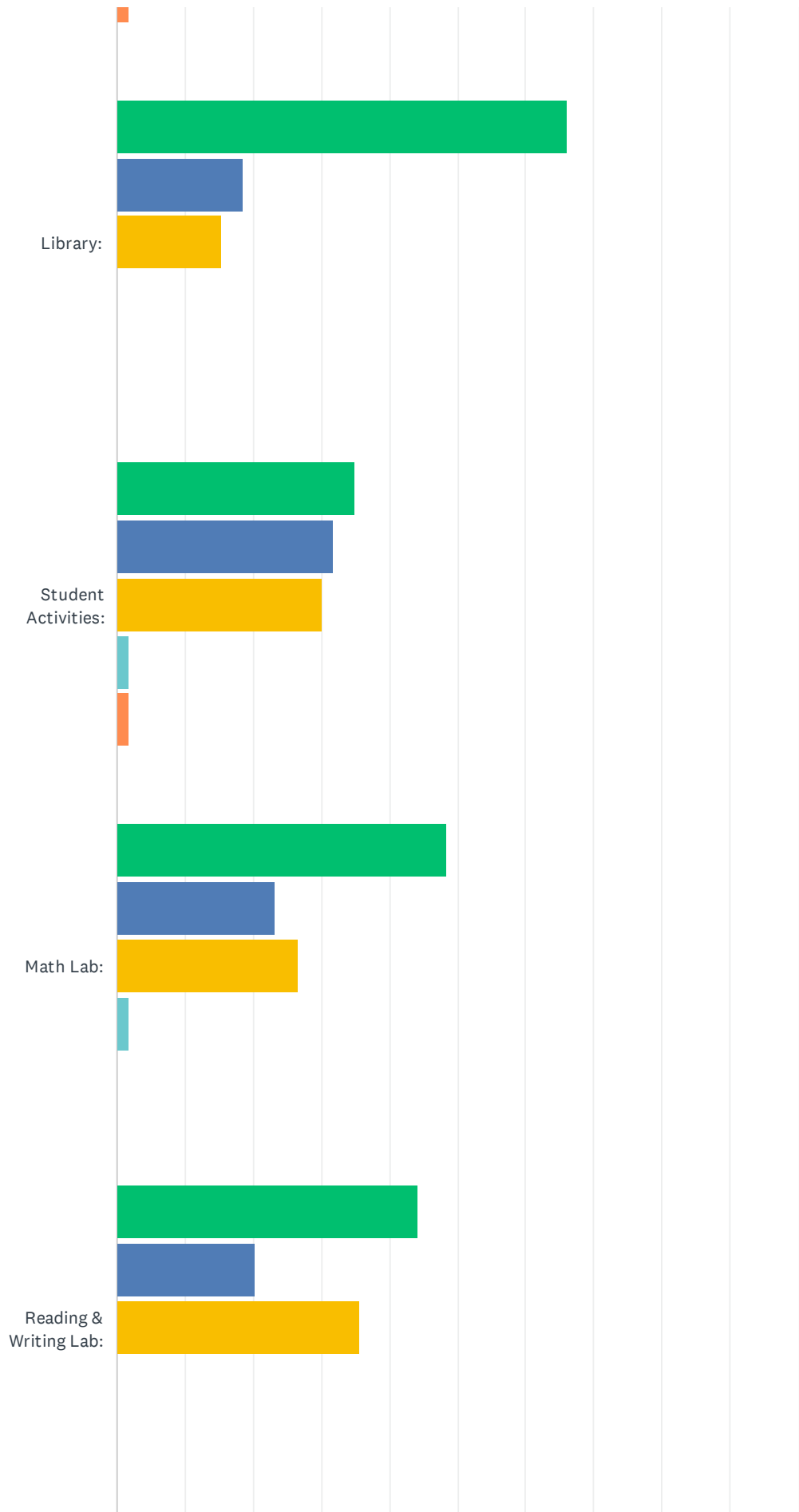
Answered: 61 Skipped: 2



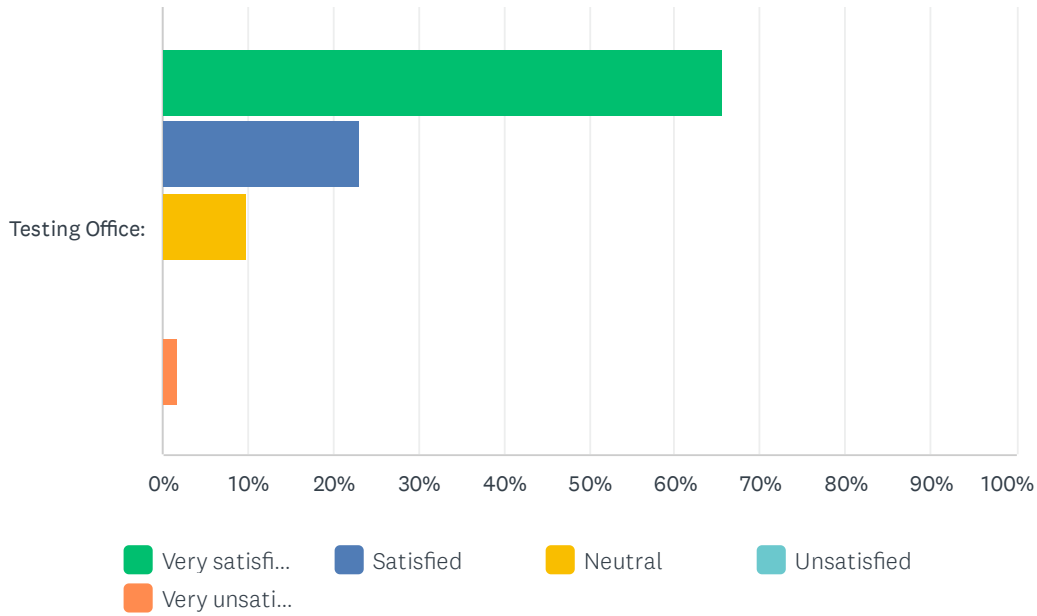
# Student Graduation Survey 2024



# Student Graduation Survey 2024



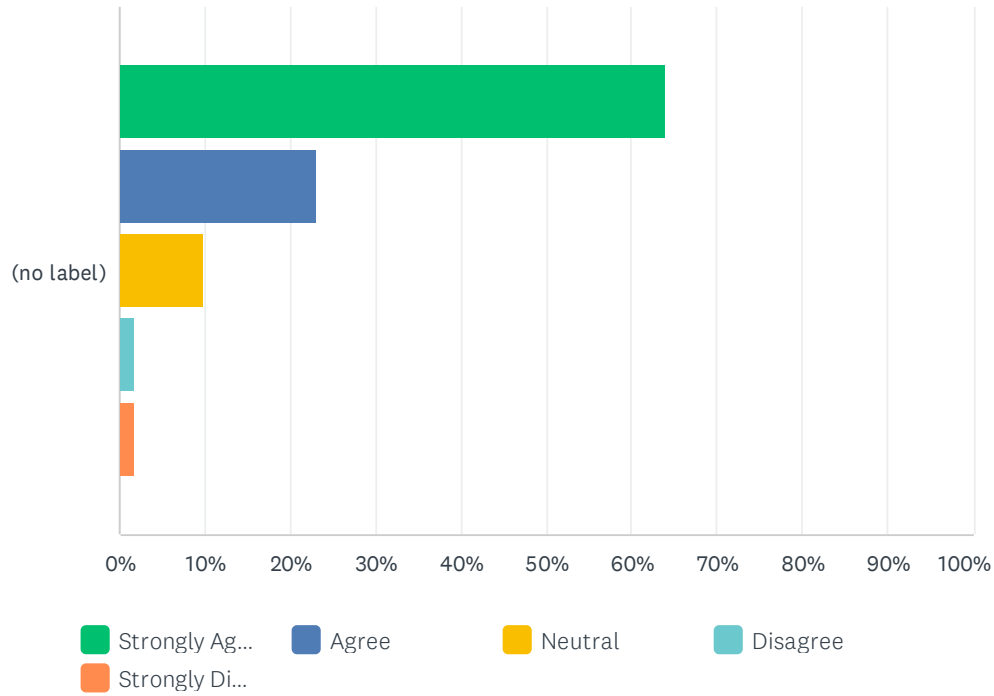
## Student Graduation Survey 2024



	VERY SATISFIED	SATISFIED	NEUTRAL	UNSATISFIED	VERY UNSATISFIED	TOTAL	WEIGHTED AVERAGE
Academic Advising Center:	52.46% 32	22.95% 14	18.03% 11	3.28% 2	3.28% 2	61	4.18
Course Registration:	57.38% 35	26.23% 16	13.11% 8	1.64% 1	1.64% 1	61	4.36
Bookstore:	50.82% 31	24.59% 15	21.31% 13	0.00% 0	3.28% 2	61	4.20
Business Affairs/Cashiers:	52.46% 32	22.95% 14	24.59% 15	0.00% 0	0.00% 0	61	4.28
Career Center:	37.29% 22	20.34% 12	40.68% 24	1.69% 1	0.00% 0	59	3.93
Counseling Center:	39.66% 23	25.86% 15	32.76% 19	1.72% 1	0.00% 0	58	4.03
Enrollment Services:	50.82% 31	31.15% 19	14.75% 9	3.28% 2	0.00% 0	61	4.30
Financial Aid:	62.71% 37	20.34% 12	15.25% 9	0.00% 0	1.69% 1	59	4.42
Library:	66.10% 39	18.64% 11	15.25% 9	0.00% 0	0.00% 0	59	4.51
Student Activities:	35.00% 21	31.67% 19	30.00% 18	1.67% 1	1.67% 1	60	3.97
Math Lab:	48.33% 29	23.33% 14	26.67% 16	1.67% 1	0.00% 0	60	4.18
Reading & Writing Lab:	44.07% 26	20.34% 12	35.59% 21	0.00% 0	0.00% 0	59	4.08
Testing Office:	65.57% 40	22.95% 14	9.84% 6	0.00% 0	1.64% 1	61	4.51

### Q12 College faculty/staff cared about me as a person.

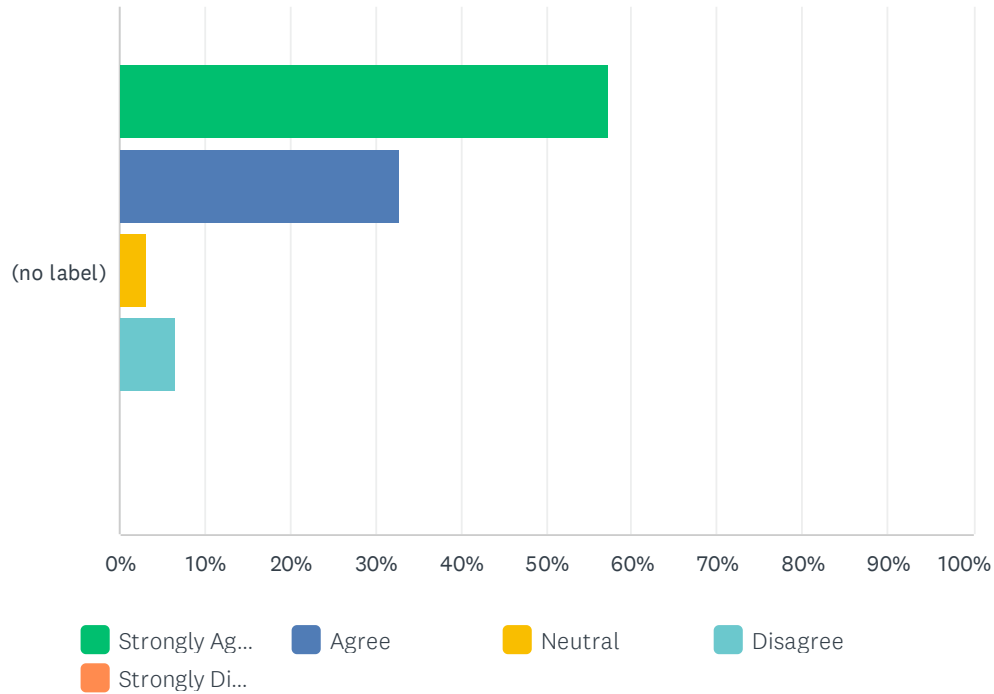
Answered: 61 Skipped: 2



	STRONGLY AGREE	AGREE	NEUTRAL	DISAGREE	STRONGLY DISAGREE	TOTAL	WEIGHTED AVERAGE
(no label)	63.93% 39	22.95% 14	9.84% 6	1.64% 1	1.64% 1	61	4.46

### Q13 Students have adequate access to faculty members in each course of study (i.e., office hours, phone, e-mail).

Answered: 61 Skipped: 2

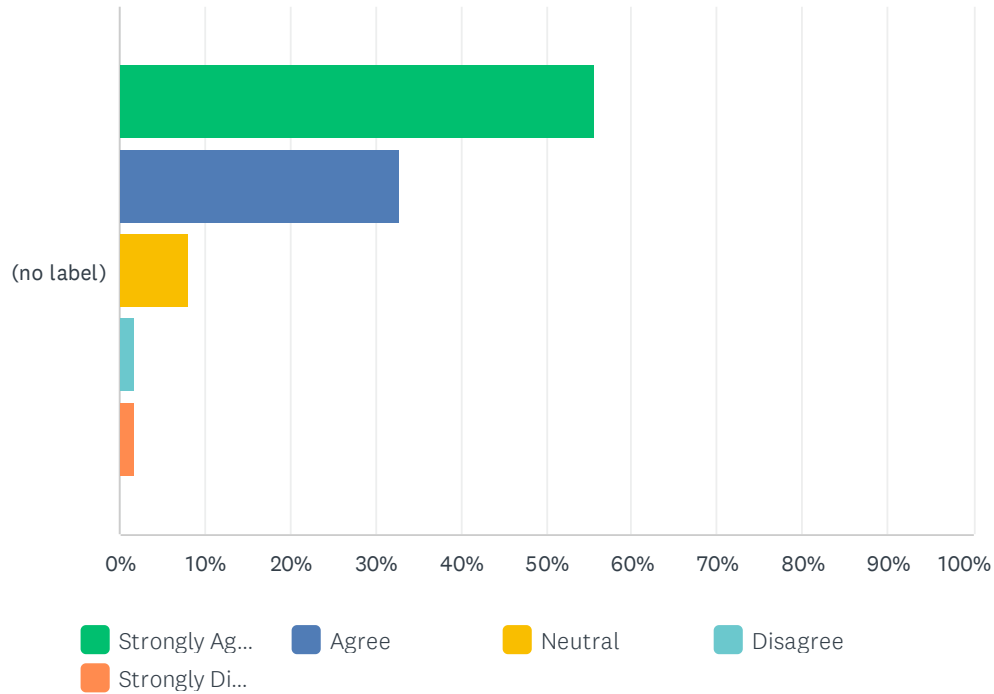


	STRONGLY AGREE	AGREE	NEUTRAL	DISAGREE	STRONGLY DISAGREE	TOTAL	WEIGHTED AVERAGE
(no label)	57.38% 35	32.79% 20	3.28% 2	6.56% 4	0.00% 0	61	4.41



### Q14 Buildings and equipment for classrooms, libraries, student activities, cafeteria, and bookstore are adequate to support student learning.

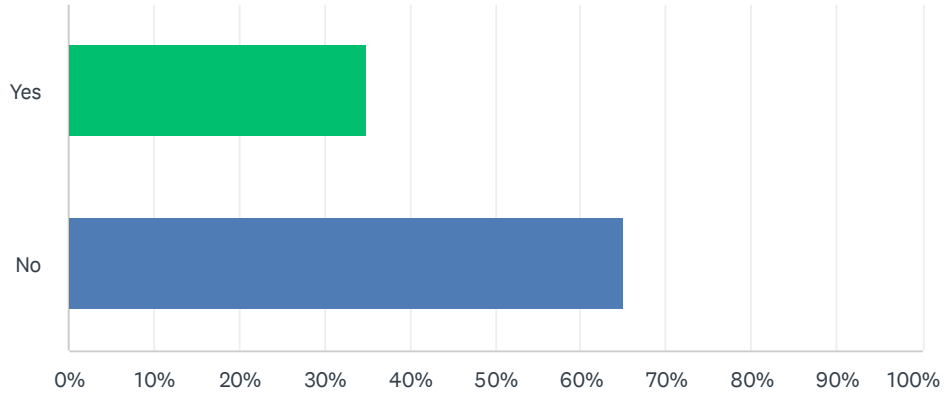
Answered: 61 Skipped: 2



	STRONGLY AGREE	AGREE	NEUTRAL	DISAGREE	STRONGLY DISAGREE	TOTAL	WEIGHTED AVERAGE
(no label)	55.74% 34	32.79% 20	8.20% 5	1.64% 1	1.64% 1	61	4.39

### Q15 Did the cost of instructional materials affect the number of courses you took each semester?

Answered: 60 Skipped: 3



ANSWER CHOICES	RESPONSES	
Yes	35.00%	21
No	65.00%	39
TOTAL		60

**Q16 Please provide any suggestions that you believe would enhance the services and programs at GCSC.**

Answered: 18 Skipped: 45